

Fintech 2021 Report

January 2022



Check out previous reports.



Fintech-enabled marketplaces 2021

The State of European Insurtech 2021

The European FinTech Ecosystem Navigating Covid-19

The Future of Fintech in Southeast Asia

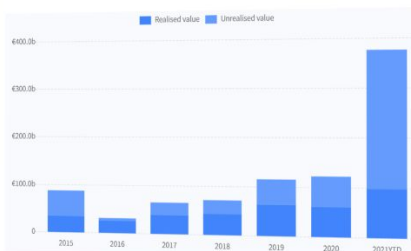
Coming soon:

“Embedded finance”



The flurry of fintech exits is just getting started

The Fintech IPO market is booming. 2021 has seen a flush of exits totalling €338B in value (including IPO, SPACs and acquisitions), already 3x vs. last year, or 2.6x the market cap of Goldman Sachs to put that into perspective.



[Check out 2021 fintech exits globally.](#)

Breakdown by public debuts type:

- The major exit route for fintech companies in 2021 has been IPOs and direct listings, at a combined value of €217B, a more than 3x increase from 2020, led by the mega debuts of Coinbase and Robinhood, followed by Toast, Marqeta, Affirm, BrightHealth, Wise and other 27 companies.
- Fintech SPACs...

Get the latest weekly insights, with the Fintech newsletter.

» Sign up

What happened in fintech in 2021.

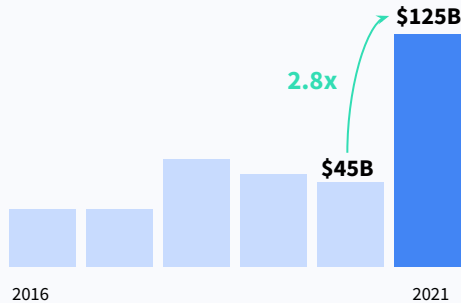
\$125B raised in 2021, the best year ever for fintech.

Fintech companies raised \$125B, an all-time high and 2.8x compared to 2020.

This astonishing growth has been mainly driven by megarounds, which accounted for 67% of all funding across a record 332 megarounds.

Early stage funding is also booming, especially in Europe and emerging markets. 2021 saw almost 1.8k early stage fintech rounds, nearly 2x from 2016.

Global fintech VC investment by year



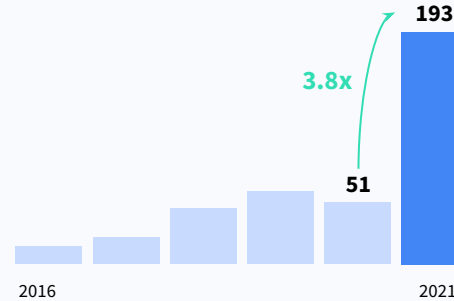
There are now 433 fintech unicorns globally, 193 were born just in 2021.

More than 1 unicorn every 2 days has been created in fintech in 2021.

193 unicorns have been created in 2021, compared to “just” 51 in 2020. More than 40% of all fintech unicorns have been created in 2021.

New segments such as BNPL, NFTs, neo brokers, crypto exchanges and many others have grown massively and bred the new unicorn crew.

Global new fintech unicorns by year



\$490B of exit value in 2021, more than in the last 5 years combined. Mainly driven by SPACs and IPOs.

2021 was a massive year for fintech exits. Public listings accounted for more than 80% of the total exited value, 69% through traditional IPOs and 11% through SPACs.

However performances have been quite poor, with most companies losing double digits from their debut valuation. Will this put a break on 2022 exits?

Combined valuation of exits by year

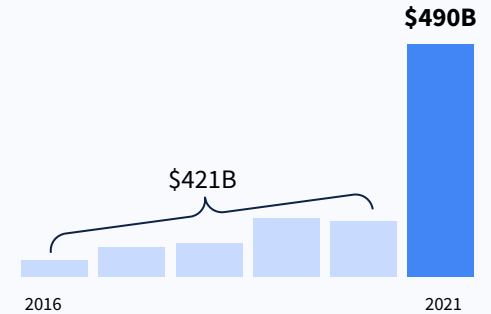


Table of contents.

1 Global fintech update

2 Regional analysis

3 Unicorns and exits

4 Top trends in fintech in 2021

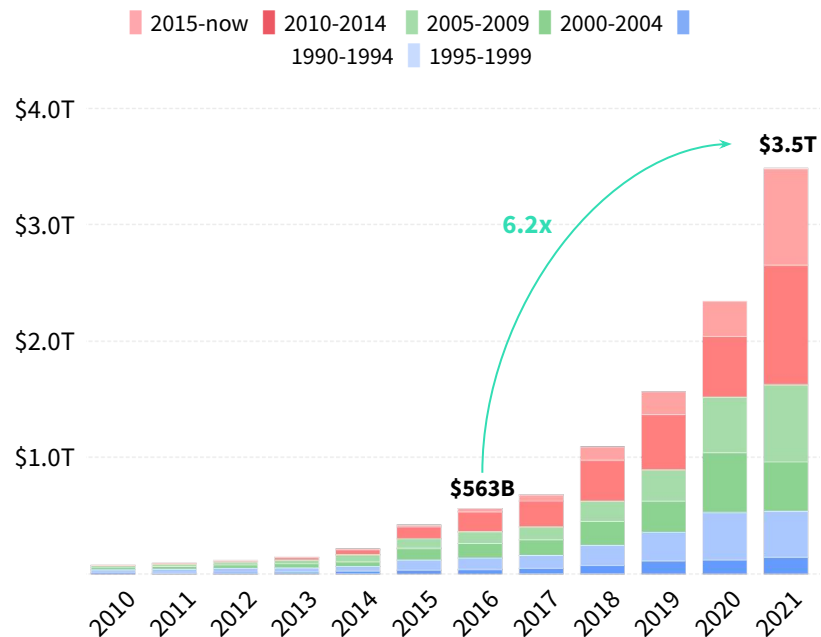
1

Global Fintech update

Fintech startups have surged to a combined value of \$3.5 trillion, up 6.2x since 2016.

Combined enterprise value of fintech startups by launch year

[» view online](#)



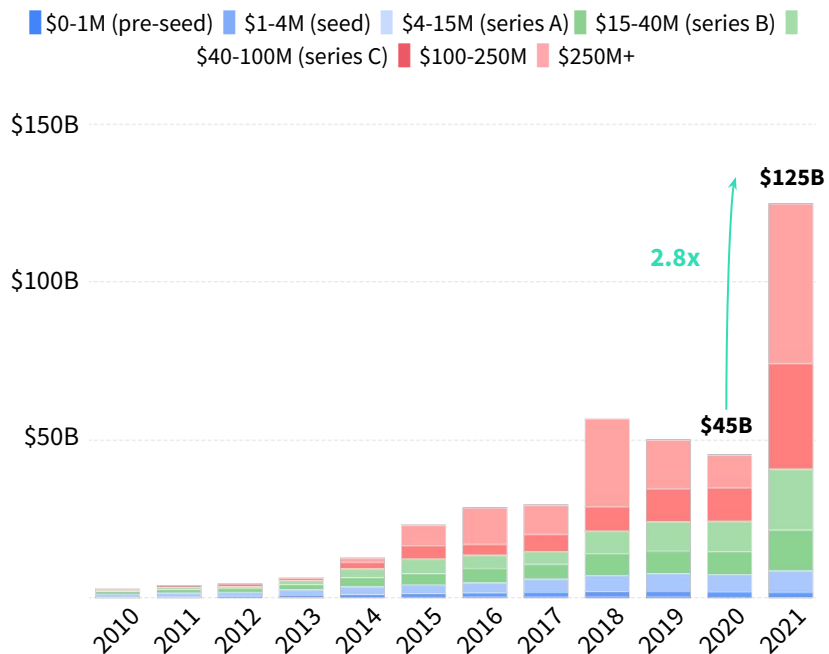
Most valuable Fintech companies

NAME	MARKET	TYPE	LAUNCH DATE	IP	VALUATION	FUNDING
PayPal ★ ❤️ Online payment solutions	B2B fintech payments	artificial intelligence commission	1998		\$213.5b	\$176m
Ant Group ❤️ Providers of micro lending and mo...	B2C fintech mortgages & lending payments	artificial intelligence commission	Dec 2004		\$174.0b	\$16.8b
Block (former Square) ★ ❤️ Offers an easy to use, free credit ca...	B2B fintech payments	machine learning artificial intelligence commission	Feb 2009		\$110.0b	\$446m
Stripe ★ ❤️ A technology company that builds ...	B2B fintech payments	machine learning artificial intelligence commission saas	2010		\$95.0b	\$2.0b
Adyen ★ ❤️ Leading next generation global pa...	B2B fintech payments	machine learning artificial intelligence commission saas	2006		\$88.0b	\$293m
Coinbase ★ ❤️ Bitcoin wallet and platform where ...	B2C fintech crypto and defi	blockchain deep tech commission marketplace & ecommerce	Jun 2012		\$73.6b	\$576m
Workday ★ Enterprise solutions for Finance a...	B2B fintech enterprise software financial management solutions	machine learning artificial intelligence big data subscription saas	Mar 2005		\$53.1b	\$196m
Eastmoney China's biggest financial Web site	B2B, B2C fintech media publishing wealth management	marketplace & ecommerce	2007		\$45.7b	N/A
Klarna ★ ❤️ Payment solutions for online store...	B2B, B2C fintech payments	commission	Feb 2005		\$45.6b	\$3.1b

2021 broke every record for fintech VC investments with \$125B raised globally, up 2.8x since 2020.

Global VC investment in fintech startups

[» view online](#)



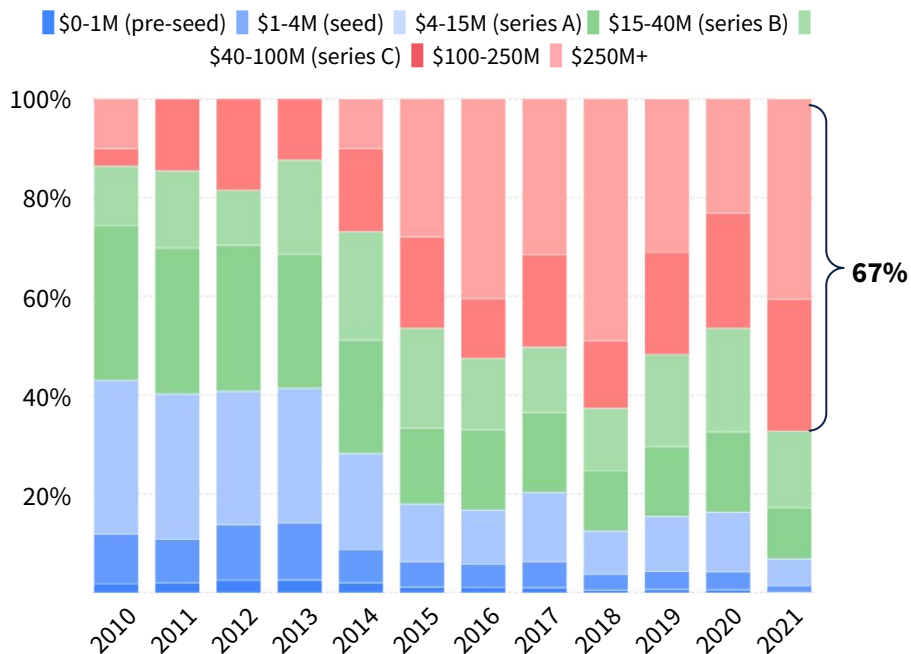
Top Fintech rounds in 2021

NAME	INVESTORS	MARKET	VALUATION	LAST ROUND
Robinhood Commission-free trading in one, u...	Index Ventures ICONIQ Capital Andreessen Horowitz Sequoia Capital New Enterprise Associates	fintech wealth management	\$32.0b	\$2.4b CONVERTIBLE
Devoted Health Healthcare company serving senio...	General Catalyst Partners Andreessen Horowitz NextView Ventures GIC Uprising Ventures	health fintech insurance	\$12.6b	\$1.2b SERIES D
Integrity Marketing Group Integrity Marketing Group is one o...	Silver Lake Partners	fintech marketing insurance	-	\$1.2b GROWTH EQUITY VC
Paytm India's leading mobile payments a...	BlackRock GIC Aditya Birla SunLife Mutual Fund Canada Pension Plan Investment Board (CPPIB)	fintech payments	\$16.0b	\$1.1b PRIVATE PLACEMENT VC
Insightsoftware Software solution provider	Hg Capital TA Associates	fintech financial management solutions	\$4.0b	\$1.0b GROWTH EQUITY VC
NYDIG Provides Bitcoin investment and L...	Bessemer Venture Partners Morgan Stanley PIS Global Affirm New York Life Insurance Co	fintech wealth management crypto and defi	\$4.0-6.0b	\$1.0b LATE VC
Robinhood Commission-free trading in one, u...	Sequoia Capital Goldman Sachs JP Morgan	fintech wealth management	\$32.0b	\$1.0b LATE VC
K. Payment solutions for online store...	Atomico Northzone Permira Silver Lake Partners Technology Crossover Ventures	fintech payments	\$45.6b	\$1.0b GROWTH EQUITY VC
FTX Exchange FTX Exchange is a powerful crypto...	Lightspeed Venture Partners Sequoia Capital Circle Third Point Ventures Softbank Capital	fintech crypto and defi	\$25.0b	\$900m SERIES B

Megarounds have accounted for 67% of all funding in 2021, an all-time high. There were 332 megarounds in 2021 compared with less than 100 in 2020.

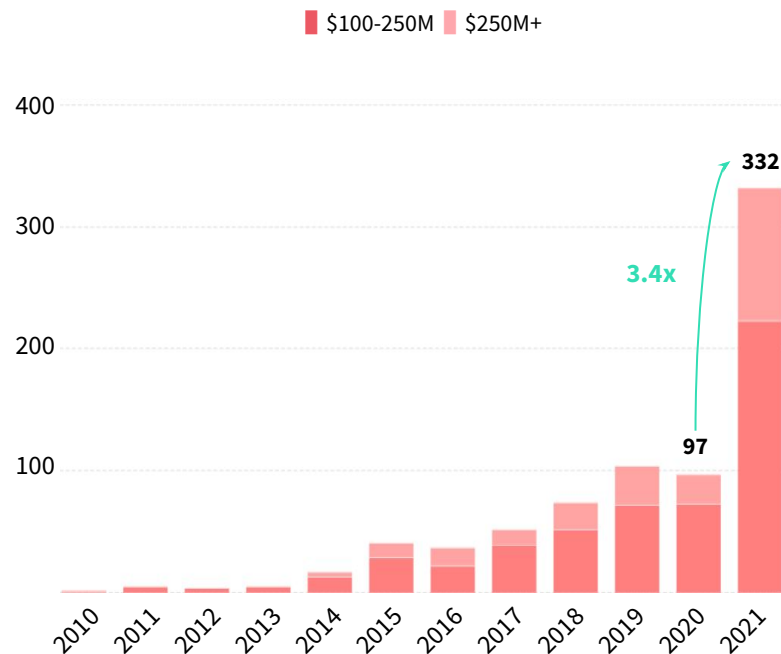
VC investment in fintech startups by round size

[» view online](#)



Number of fintech VC rounds >\$100M

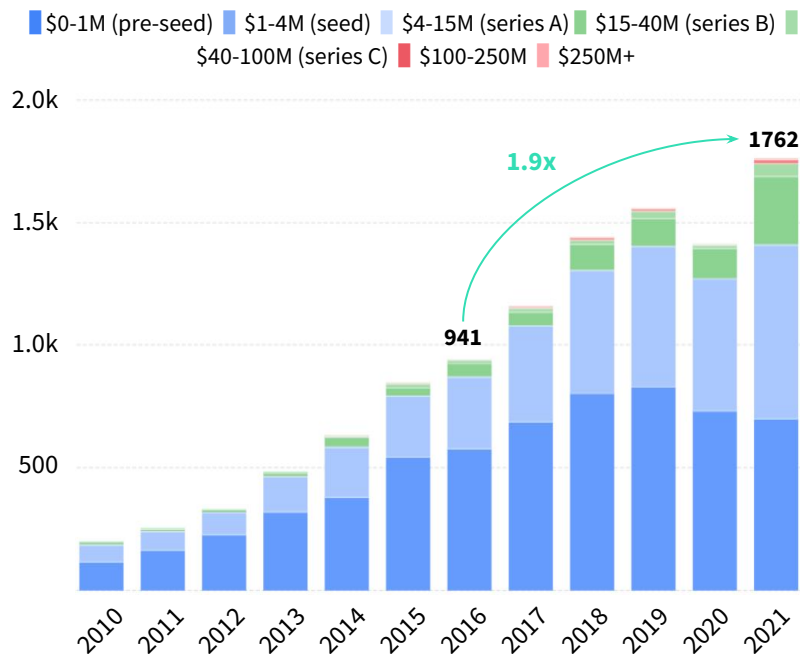
[» view online](#)



Not just megarounds in fintech. Early stage funding is at all-time high, with almost 2x rounds than in 2016.

Number of early stage fintech rounds >\$1M*

[» view online](#)



Top Fintech early stage rounds in 2021

NAME	INVESTORS	MARKET	VALUATION	IF	LAST ROUND
MoonPay Financial technology company tha...	Tiger Global Management Thrive Capital New Enterprise Associates Coatue Management Blossom Capital	fintech crypto and defi payments	\$3.4b		\$555m SERIES A
Bullish Global Bullish exchange will offer new aut...	Nomura Peter Thiel Block-one Louis Bacon Christian Angermayer	fintech crypto and defi	\$9.0b		\$400m EARLY VC
Grab Financial Group Subsidiary of Grab ridehailing com...	Arbor Ventures GGV Capital Flourish Ventures K3 ventures Hanwha Asset Management	fintech payments wealth management insurance banking	\$3.0b		\$300m SERIES A
ZA Group A challenger bank and insurtech	Zhongan AAA Company Chow Tai Fook	fintech payments banking	\$1.0b		\$230m SERIES A
bunq Reinventing money itself with mo...	Pollen Street Capital All Ntkam	fintech banking	\$1.8b		€193m SERIES A
Wave Mobile Money Sub-Saharan Africa mobile money ...	Partech Sequoia Capital Ribbit Capital Founders Fund Stripe	fintech payments	\$1.7b		\$200m SERIES A
Forte An end-to-end solution for token...	Battery Ventures Andreessen Horowitz Union Grove Venture Partners Griffin Gaming Partners	gaming fintech crypto and defi	\$2.9—4.4b		\$185m SERIES A
bolttech An international insurtech compa...	Tony Fadell Activant Capital Dowling Capital Management B. Riley Tarsadia Investments	fintech insurance	\$1.0b		\$180m SERIES A
Landis Landis changes the way we buy an...	Sequoia Capital Signia Venture Partners Roc Nation Dreamers Arrive Roc Nation	fintech real estate mortgages & lending	\$660—990m		\$165m SERIES A

Payments still leads by funding, ecosystem value and new unicorns, but Crypto and DeFi is growing much faster than any other sector.

	Funding		Ecosystem value	Size		Growth	
	VC funding 2021	Number of rounds 2021		Number of new unicorns 2021	% growth in ecosystem value (2021 vs 2020)	Number of early stage rounds 2021	
Payments	\$32B	565	\$1.4T	52	+27%	318	
Wealth Management	\$21B	512	\$481B	34	+58%	323	
Crypto & Defi	\$19B	420	\$332B	42	+310%	304	
Banking	\$19B	361	\$380B	22	+102%	195	
Mortgages & lending	\$17B	395	\$525B	18	-5%	234	
Financial management solutions	\$17B	578	\$446B	27	+49%	372	
Insurance	\$15B	404	\$312B	25	+71%	257	
Regtech	\$4.7M	59	\$62B	14	+96%	25	

2

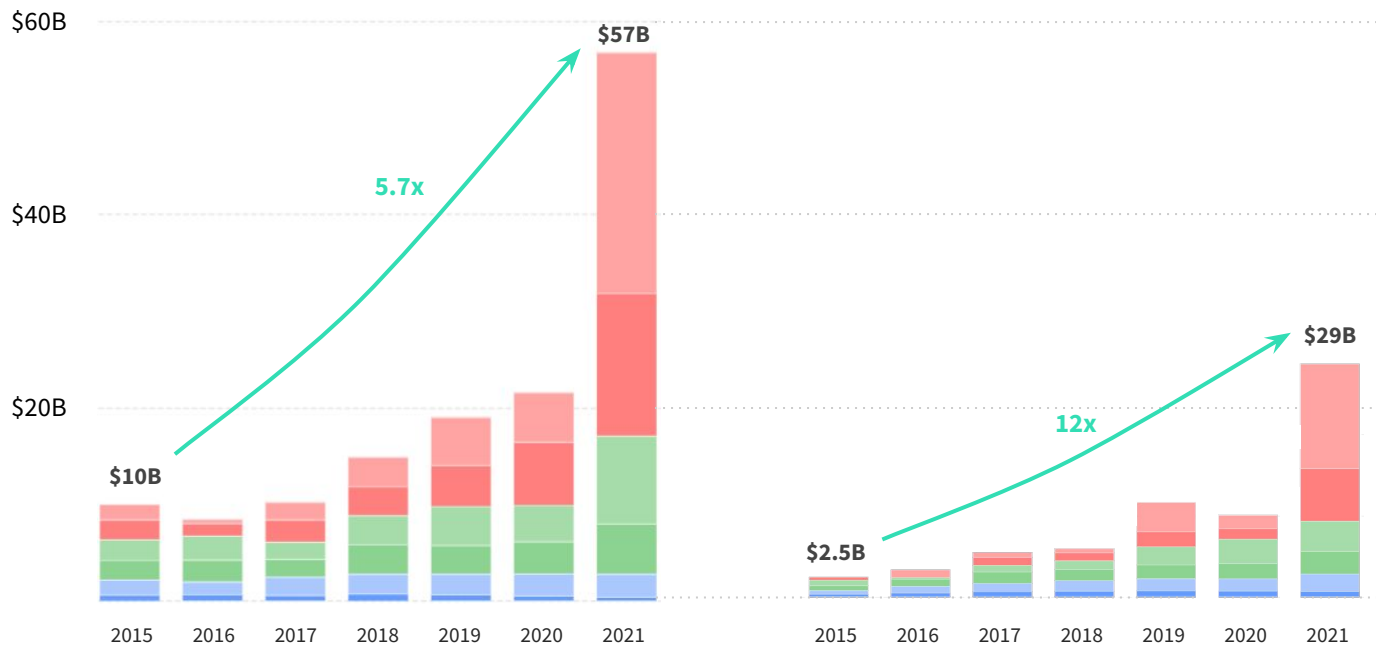
Regional analysis

European fintech continues to compete strongly internationally. European fintechs raised half of the US's total in 2021, compared to one fourth in 2015.

VC investment in fintech startup by HQ

USA » [view online](#)

Europe » [view online](#)



The US are the largest ecosystem, followed by the UK. But countries such as Sweden, Canada and Brazil are growing much faster.

	Funding		Size		Growth
	VC funding 2021	Number of rounds 2021	Ecosystem value	Number of new unicorns 2021	% growth in ecosystem value (2021 vs 2020)
United States	\$55B	1.1k	\$1.7T	101	42%
United Kingdom	\$13B	410	\$290B	16	84%
India	\$9.3B	233	\$128B	12	64%
Germany	\$4.2B	113	\$43B	4	94%
Canada	\$4.2B	109	\$50B	8	127%
Brazil	\$3.8B	85	\$92B	4	95%
Singapore	\$2.6B	95	\$24B	2	97%
France	\$2.4B	2	\$26B	6	59%
Sweden	\$2.1B	34	\$64B	2	177%
China	\$2.0B	27	\$437B	2	-19%
Netherlands	\$1.8B	32	\$112B	3	60%
Indonesia	\$1.4B	61	\$24B	3	39%

Explore fintech funding by regions, countries and cities.

Fintech is the biggest sector for VC funding, attracting 20% of all the investments. Regions such as US, Europe and China have already seen global leaders emerge in the field and now India, South East Asia, Latin America and Africa are coming to the scene. Competition among countries and cities to attract fintech talent and business is increasing.

» Investment by regions

» Investment by countries

» Investment by cities

» More ...

The screenshot shows the DealRoom.co website interface. At the top, there is a search bar and the user's name 'Lorenzo Chiavarini' with 'Admin account' status. Below the search bar, there are navigation tabs for 'VC INVESTMENT', 'NEW FUNDS', 'EXITS', 'UNICORNS', and 'FUTURE UNICORNS'. Under 'VC INVESTMENT', there are filters for 'Top global hubs' (Asia Pacific, European Cities) and 'More Searches'. There are also dropdown menus for 'fintech industry', 'mature growth stage', 'Grant Rounds', 'SPAC Private Placement Rounds', and 'outside-tech firms'. A 'Type to filter results' input field is present. Below these filters, there are buttons for 'Clear all', 'Advanced filters', and 'Save & Export'. The main content area shows a table with columns for 'AMOUNT INVESTED Locations', '2015', '2016', '2017', '2018', '2019', '2020', and '2021'. The table data is as follows:

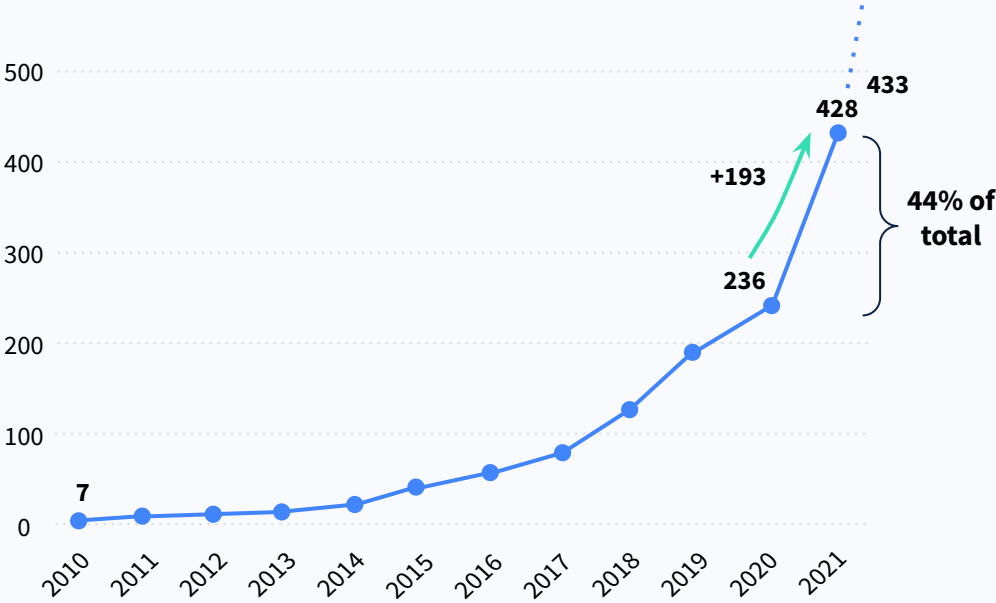
AMOUNT INVESTED Locations	2015	2016	2017	2018	2019	2020	2021
United States	\$9.9b	\$8.0b	\$9.3b	\$14.4b	\$17.7b	\$20.1b	\$55.1b
United Kingdom	\$1.4b	\$1.5b	\$2.7b	\$2.8b	\$6.1b	\$5.0b	\$12.9b
India	\$2.4b	\$1.3b	\$4.2b	\$1.9b	\$5.4b	\$3.4b	\$9.3b
Germany	\$265m	\$425m	\$651m	\$938m	\$1.6b	\$964m	\$4.2b
Canada	\$184m	\$319m	\$382m	\$638m	\$1.3b	\$517m	\$4.2b
Brazil	\$76.1m	\$170m	\$172m	\$494m	\$896m	\$1.5b	\$3.8b
Singapore	\$204m	\$110m	\$196m	\$295m	\$643m	\$489m	\$2.6b
France	\$147m	\$243m	\$432m	\$472m	\$774m	\$773m	\$2.4b
Sweden	\$121m	\$117m	\$254m	\$213m	\$1.0b	\$1.2b	\$2.1b
China	\$4.7b	\$11.1b	\$5.8b	\$24.5b	\$4.3b	\$898m	\$2.0b
Netherlands	\$101m	\$103m	\$159m	\$185m	\$236m	\$247m	\$1.8b

3

Unicorns and exits

There are now 433 fintech unicorns globally. More than 40% of all fintech unicorns have been created in 2021.

Cumulative number of Fintech Unicorns



New fintech unicorns in 2021: [» view online](#)

<p>FTX Exchange FTX Exchange is a powerful cryptocurrency derivatives exchange company</p> <p>Fintech, Crypto And Defi</p> <p>Antigua And Barbuda based 2018 founded</p> <p>123 employees</p> <p>\$25.0B valuation (latest)</p>	<p>Acristure Insurance brokerage providing a broad array of insurance-related solutions,...</p> <p>Fintech, Insurance</p> <p>Grand Rapids, United States based 2008 founded</p> <p>918 employees</p> <p>18 Job Openings</p> <p>\$17.5B valuation (latest)</p>	<p>OpenSea Provider of a marketplace for cryptogoods</p> <p>Fintech, Media, Crypto And Defi</p> <p>San Francisco, United States based 2017 founded</p> <p>81 employees</p> <p>\$13.3B valuation (latest)</p>	<p>Digital Currency Group Build and support bitcoin and blockchain companies</p> <p>Fintech, Crypto And Defi</p> <p>New York City, United States based 2015 founded</p> <p>52 employees</p> <p>\$10.0B valuation (latest)</p>
<p>Fireblocks Streamlines operations by bringing all exchanges, OTCs, counterparties, hot...</p> <p>Fintech, Enterprise Software, Crypto And Defi</p> <p>New York City, United States based 2018 founded</p> <p>145 employees</p> <p>66 Job Openings</p>	<p>Dapper Labs Serious business of fun and games on the blockchain</p> <p>Gaming, Fintech, Crypto And Defi</p> <p>Vancouver, Canada based 2018 founded</p> <p>404 employees</p> <p>100 Job Openings</p> <p>\$7.6B valuation (latest)</p>	<p>Gemini Bitcoin exchange</p> <p>Fintech, Crypto And Defi, Wealth Management</p> <p>New York City, United States based 2015 founded</p> <p>723 employees</p> <p>126 Job Openings</p> <p>\$7.1B valuation (latest)</p>	<p>Bolt An End-to-End Checkout, Payments, and Fraud Solution</p> <p>Security, Fintech, Payments, Regtech, Device Security & Antivirus</p> <p>San Francisco, United States based 2014 founded</p> <p>542 employees</p> <p>172 Job Openings</p>

Explore over 433 fintech unicorns online.

Fintech unicorns are being created faster than ever before.

More than 1 unicorn every 2 days has been created in fintech in 2021.

193 unicorns have been created in 2021, compared to “just” 51 in 2020.

More than 40% of all fintech unicorns have been created in 2021.

» New unicorns in 2021

» Private unicorns

» Rumoured unicorns

» More ...

The Unicorn Club

A unicorn is a tech company valued at over \$1B. The Unicorn Club includes companies currently valued at over \$1B, and those that have successfully completed a \$1B+ exit. To learn more about the different types of unicorns, check out 'What is a unicorn?'

If you want to be ahead of the unicorn curve, check out this query of [potential future unicorns](#), or see [new unicorns created by year](#) in different geographies.

Filters: New unicorns in 2021, Verified unicorns & \$1B exits, Private unicorns, Unicorn finder, Still VC backed, Post private equity \$1B, Phoenix: unicorn comeback, Bootstrapped to \$1B, Post IPO \$1B, Man

Industry: fintech | verified unicorns and \$1b exits | Type to filter results | Clear all | Advanced filters | Save & export

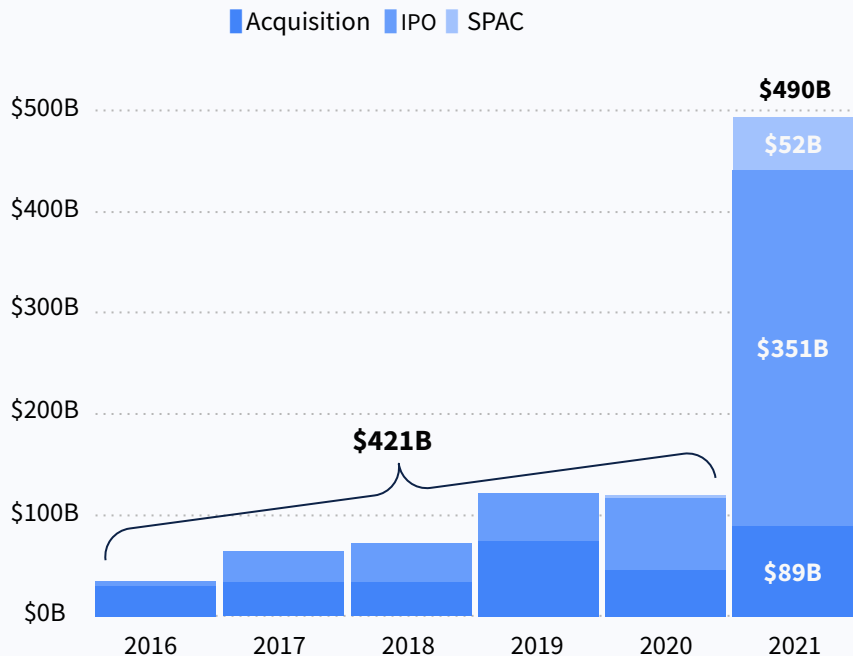
Sub-Industry: financial management solutions, wealth management, payments, insurance, mortgages & lending, banking, crypto and defi, regtech

Showing 433 unicorns | Table | Cards | Landscape | Show stats

NAME	MARKET	TYPE	GROWTH SIGNAL	LAUNCH DATE	VALUATION	
Groww ★ ❤️ A simple demat and stock trading ...	B2B, B2C fintech financial management solutions wealth management	mobile app commission marketplace & ecommerce	569	2017	\$3.0b	\$357
PayFit ★ Payfit simplifies payroll managem...	B2B fintech enterprise software financial management solutions	subscription saas	644	Apr 2015	\$2.0b	\$434
Pine Labs ★ ❤️ A merchant platform company tha...	B2B fintech marketing payments	commission saas	2,182	1998	\$3.5b	\$1.0
OpenSea ★ ❤️ Provider of a marketplace for cryp...	B2C fintech media crypto and defi	blockchain deep tech marketplace & ecommerce	81	Dec 2018	\$13.3b	\$388
Qonto ★ ❤️ Creates the finance solution all bu...	B2B fintech financial management solutions banking	commission	555	Apr 2016	\$4.8b	\$620
Dave.com ★ ❤️ The finance version of David and G...	B2C fintech banking financial management solutions	mobile app machine learning artificial intelligence commission	303	Oct 2016	\$4.0b	

Fintech saw a massive \$490B of exit value in 2021, more than in the last 5 years combined. Mainly driven by SPACs and IPOs.

Combined valuation of fintech exits

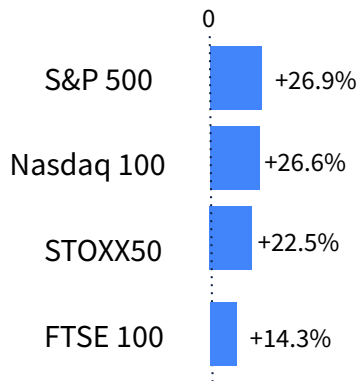


Biggest fintech exits in 2021: [» view online](#)

NAME	BACKERS	MARKET	ENTERPRISE VALUE	TRANSACTION	EXIT DATE
Coinbase Bitcoin wallet and platform where ...	Wouter Kneepkens Y Combinator Initialized Capital FundersClub Greg Kidd	fintech crypto and defi	\$65.0b	IPO	apr/2021
Nubank Leading financial technology com...	Sequoia Capital Kaszek Ventures QED Investors Nicolas Berggruen Tiger Global Management	fintech banking	\$41.5b	\$2.6b IPO	dec/2021
Robinhood Commission-free trading in one, u...	Index Ventures Andreessen Horowitz GV Rothenberg Ventures Susata Ventures	fintech wealth management	\$32.0b	\$2.0b IPO	jul/2021
Afterpay Buy now, pay later fintech based i...	Coatue Management Tencent Mitsubishi UFJ Financial Group (MUFG)	fintech payments	AUD\$39.0b	AUD\$39.0b ACQUISITION	aug/2021
Affirm Offers a platform for digital and m...	Khosla Ventures HVP Labs Lightspeed Venture Partners Nyca Partners Andreessen Horowitz Princeton Ventures	fintech payments	\$15.0b	\$1.2b IPO	jan/2021
Toast An all-in-one restaurant managem...	Bessemer Venture Partners GV F-Prime Lead Edge Capital	fintech food payments in-store retail & restaura...	\$20.0b	\$870m IPO	sep/2021
Paytm India's leading mobile payments a...	Alibaba Ant Group Media24k SAIF Partners SofBank	fintech payments	\$16.0b	\$2.5b IPO <small>source: theindusbusinessline.com/ma...</small>	nov/2021
Wise Money transfer platform	Seedcamp Index Ventures Kima Ventures IA Ventures The Accelerator Group	fintech payments	£8.0b	IPO	jul/2021

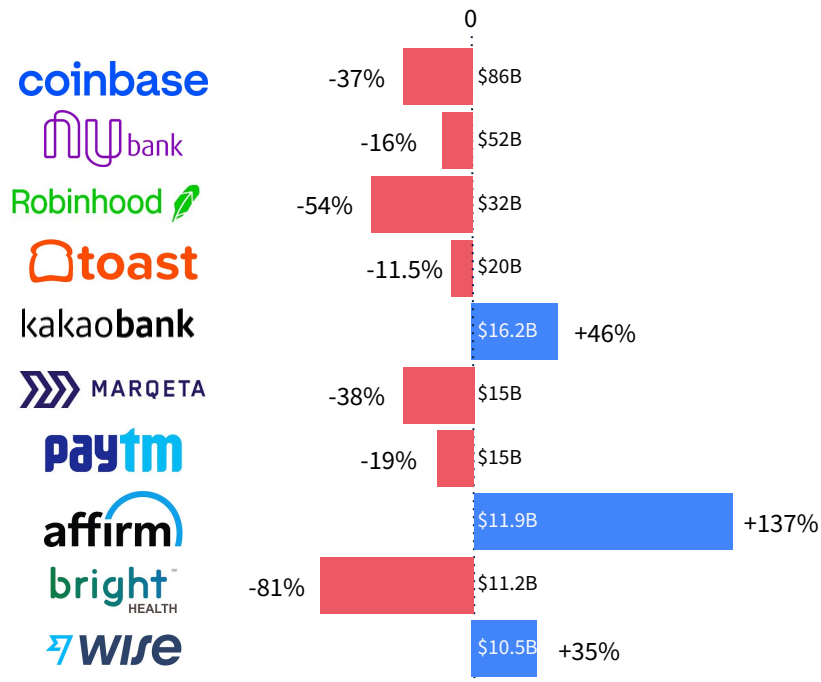
Fintech IPOs have strongly underperformed the market in 2021, with most of the listing being down double digits.

2021 public markets return



Top 2021 Fintech Public Listings

Listing valuation and % change*



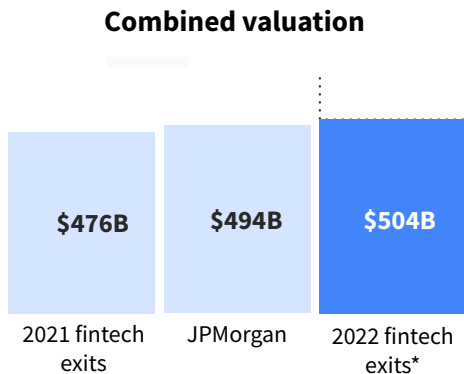
A look ahead to 2022. Will we see record exit or a slowdown?

Pushing for more exits:

- Enormous value which has been created in private markets by fintech startups and which need to exit.
- Record investment showing no slowdown


Pushing for less exits:

- Poor performances in public markets
- Interest rates increase due to inflation fears, starting from US.



Some of the biggest fintech exits we might see in 2022:

[» view online](#)

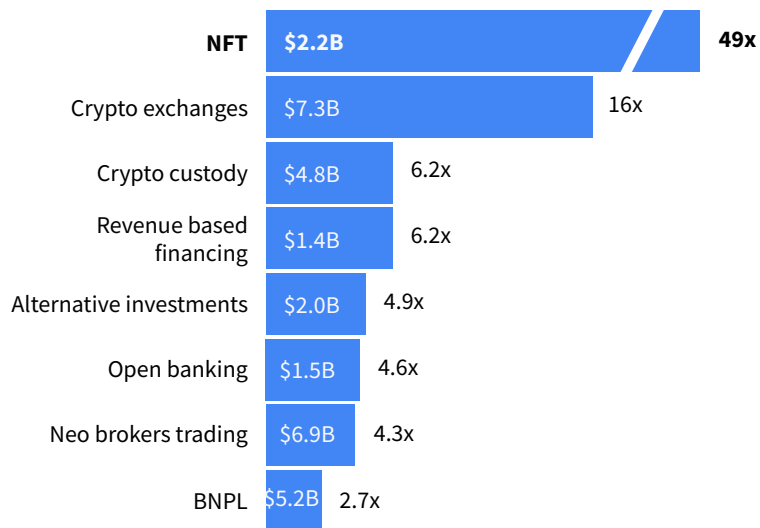


4

Top fintech trends in 2021

NFTs, crypto exchanges & custody, revenue-based financing, neo brokers and BNPL and much more have been the key fintech trends of 2021.

VC funding growth by fintech trend
(2021 vs 2020)



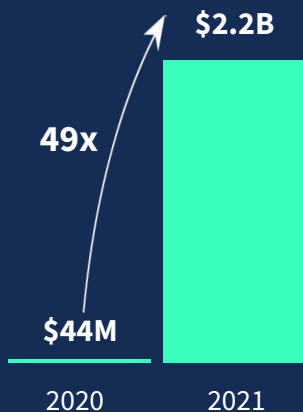
Compare the top fintech trends in 2021:

[» view online](#)

AMOUNT INVESTED Tags	2016	2017	2018	2019	2020	IF	2021
challenger bank	\$1.5b	\$2.0b	\$2.4b	\$4.9b	\$4.8b		\$11.5b
crypto exchange	\$48.1m	\$257m	\$738m	\$386m	\$458m		\$7.3b
neo brokers trading	\$94m	\$352m	\$728m	\$695m	\$1.8b		\$6.9b
insurtech distribution and brokerage	\$324m	\$1.4b	\$1.1b	\$2.0b	\$2.1b		\$6.0b
challenger insurance	\$986m	\$730m	\$1.7b	\$2.8b	\$3.2b		\$5.3b
bnpl	\$181m	\$508m	\$586m	\$1.7b	\$1.9b		\$5.2b
crypto custodian	\$12.4m	\$269m	\$712m	\$305m	\$778m		\$4.8b
nft	\$3m	\$650k	\$130m	\$43.2m	\$44.6m		\$2.2b
alternative investments	\$94m	\$136m	\$176m	\$449m	\$409m		\$2.0b
defi	\$2m	\$23.1m	\$310m	\$83.7m	\$166m		\$1.8b
open banking	\$92.1m	\$82.8m	\$401m	\$314m	\$324m		\$1.5b
revenue based financing	-	\$70m	\$76m	\$62.7m	\$226m		\$1.4b
core banking	\$42.8m	\$426m	\$131m	\$283m	\$135m		\$1.2b
embedded insurance	\$31.8m	\$149m	\$111m	\$73.3m	\$304m		\$748m
financial education	\$36.5m	\$11.2m	\$29.1m	\$142m	\$344m		\$545m

Investment into the NFTs startups is up 49x from last year, to \$2.2B.

VC funding into NFT startups

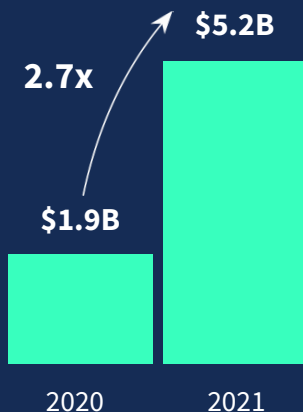


» Explore 300+ NFT startups across 30 categories [here](#)

Art, media, music and gaming marketplaces Combined funding \$ 571M	Gaming platform & collectibles Combined funding \$ 1.5B	Others (certificates, registry, support tools) Combined funding \$ 59M	Virtual worlds Combined funding \$ 16M
<ul style="list-style-type: none"> OpenSea Rarible Rare Bits Nifty Gateway SuperRare Crypto.com VirtuArt KnownOrigin XLRRR OpenBazaar Renaissance cry Mintable Cargo Cargo.build NFT showroom XANALIA Walmart MakersPlace Cryptoslam Blockparty Geer NFTpro 	<ul style="list-style-type: none"> Cryptokitties Sorare Animoca Brands Gamee Mythical Games The Sandbox Cryptomotors Sky Mavis Axie Infinity Faraway My crypto heroes CryptoFighters Pixelcraft stud Spells of Genes Etherbots chain z arena Evolution land Crazy Defense H Etheremon F1 DeltaTime splinterlands 	<ul style="list-style-type: none"> Arianee MetaMask Codex Protocol DappRadar Uppshot BitCrystals NonFungible Poikamarkets State of the DA Roll Roll CoinMarketCap CoinGecko Tara Digital Co Club NFT ClubNFT rarity.tools art.haus Contest. DIA Origin 	<ul style="list-style-type: none"> Decentraland Somnium Space Upland Cryptovoxels munich nft NEONEXUS Neonexus
			Social media monetizing with NFT Combined funding \$ 3.8B
			<ul style="list-style-type: none"> Instagram Meta (formerly) Twitter Reddit
			Social platform for NFT Combined funding \$ 12M
			<ul style="list-style-type: none"> Nifty's edenft G

Investment into the BNPL startups is up 2.7x from last year, to \$5.2B.

VC funding into BNPL startups



» Explore 180+ BNPL startups across 9 categories [here](#)

Consumer facing BNPL providers (Direct merchant suppliers)

Combined funding \$ 7.6B

White label BNPL providers and tech providers

Combined funding \$ 2.2B

The BNPL killers?

Combined funding \$ 2.9B

Vertically specialized BNPL providers

Combined funding \$ 458M

Instalments credit card BNPL

Combined funding \$ 931M

B2B BNPL

Combined funding \$ 721M



LIVE EVENT

Embedded Finance

The Internet of Finance

Coming **March 2022**

[Sign up](#)



Explore the Fintech curated content.

» Access platform

Sign up to the Fintech newsletter.

» Fintech newsletter

The screenshot displays the dealroom.co website interface. At the top, there is a search bar with the text "Search for companies, investors, people, lists & innovations" and a "Sign up" button. Below the search bar, the "Curated content" section is visible, featuring a navigation menu with categories: All, Deep Tech, Edtech, Fintech (highlighted), Foodtech, Healthtech, Impact, Industrial tech, Insurtech, Lawtech, Marketplaces, SafetyTech, and S. The main content area is divided into two columns under the heading "Searches". The left column is titled "CRYPTO & DEFI" and includes a list of search results: Non-Fungible Token (NFT), Berlin Blockchain Ecosystem, Scaling Ethereum, Crypto and digital asset custody, Stablecoin, and Crypto & Defi Netherlands. The right column is titled "WEALTH MANAGEMENT" and includes a list of search results: Wealth management startups | NSW, Retail trading platforms, Pension & savings startups, Robo advisory for wealth management, Alternative investments startups, and Wealth management startups | Rome. On the right side of the page, there is a "Ranking of Global Ecosystems" section, which lists top global tech hubs with their respective number of startups and unicorns. A "Compare ecosystems" button is located below this section. At the bottom of the page, there is a "Latest Reports" section with a "See all" button and an "Investment heatmap" section.

dealroom.co

Search for companies, investors, people, lists & innovations

Sign up

Curated content

All Deep Tech Edtech **Fintech** Foodtech Healthtech Impact Industrial tech Insurtech Lawtech Marketplaces SafetyTech S

Searches

CRYPTO & DEFI

- Non-Fungible Token (NFT)
- Berlin Blockchain Ecosystem
- Scaling Ethereum
- Crypto and digital asset custody
- Stablecoin
- Crypto & Defi Netherlands

WEALTH MANAGEMENT

- Wealth management startups | NSW
- Retail trading platforms
- Pension & savings startups
- Robo advisory for wealth management
- Alternative investments startups
- Wealth management startups | Rome

Ranking of Global Ecosystems
Top global tech hubs

	# Startups	# Unicorns
Bay Area	32k	
New Palo Alto	38k	
Greater Boston Region	7,951	
ScaleCities	22k	
Seoul Capital Area	2,488	
Munich Metropolitan Area	2,667	
Amsterdam region	3,288	
Barcelona Area	3,063	
Greater Helsinki Area	1,939	
Beijing		

Compare ecosystems

Latest Reports [See all](#)

Investment heatmap

